

Downloading the NEW YMCAIMV App


QR Code

This will take you to either the App Store or Google Play Store depending on if you have *Apple* or *Android*:



Code not working?

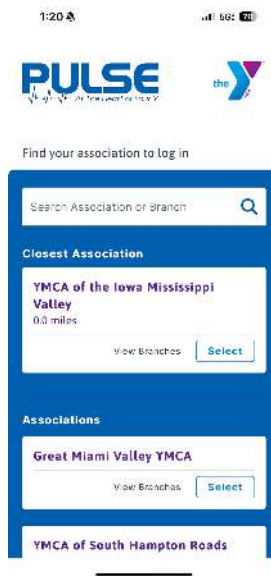
Go to the App Store/Google Play Store and look up **“YMCA Pulse”**



LOGGING IN

Association

Select **"YMCA of the Iowa Mississippi Valley"**. It should appear at the top of the list:



Username/Password

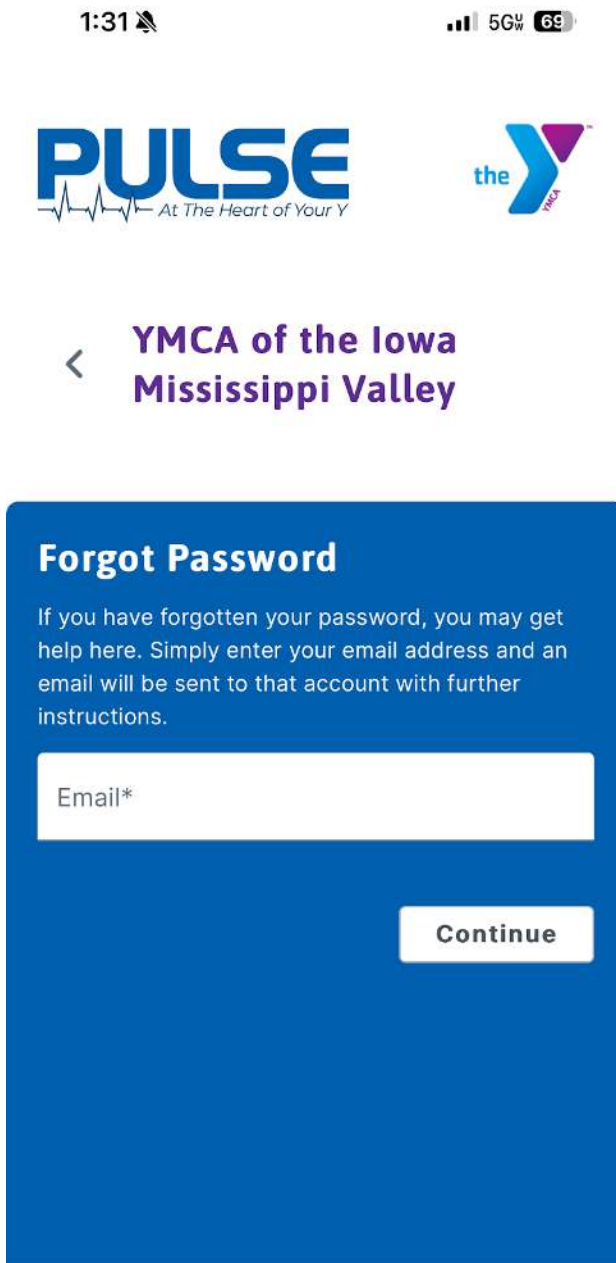
Log in using your Member Email Address and Password used to make online transactions:



TROUBLESHOOTING

Username/Password Trouble?

First tap **Forgot Password** and type in the **Email address linked to your Y account**. If you don't see a reset link in your email, make sure to check the Spam



or Junk folders!

Member does not remember which email is on file?

IMPORTANT: Figuring out your login and Forgotten Passwords is easiest done on the proper YMCAIMV Member Site in a web browser rather than the app.

1. Go to ymcaimv.sgsoftware.com
2. Click on icon that says "Search for my account"

Existing members

I am a current or past member of the "Y".
I have participated in programs or activities.

Search for my account

3. Click circle that says "Use your Access ID and Birth Date" and type in your Access ID and birthday. Then click "Search"

Use your Email Address

Email Address:

- OR -

Use your Access ID and Birth Date

Access ID: (Found on scan card)

Birth Date: 03/21/2025



4. Information for the member will populate. Verify the information provided

Verify your account

Name	
Age	
Gender	
Access ID	
Phone	
Email	
Address	

and click "Yes This is Me"

Yes, this is me

Not you?

5. Enter in a password and Confirm that password